



Tech4Learning®



pixie®
for iPad and Android

Guide for Parents:
Fifth Grade



What is Pixie?

Pixie is software your child can use to write, paint pictures, and tell stories. Pixie makes learning fun and your child can use Pixie at home to continue exploring topics they are learning in school.

Your child can add text to a Pixie page to practice their writing, draw ideas from their imagination using the paint tools, record narration for stories, and more. Your child can share their work in Pixie as a printed page, comic book, or online slide show.



Using Pixie with Your Fifth Grader

In Fifth Grade, your child is transitioning from thinking like a child to thinking like an adult. They are capable of dealing with conflict and complexity, and should be asked to create products for use by other people that challenge their abilities. Work in Pixie should involve lots of writing and creativity as they explore the new boundaries of their thinking.

Pixie is also the perfect canvas for free play on the computer. Play is a powerful way for kids to learn about the world. But rather than consuming computer games, Pixie encourages kids to create – create artwork, stories, diagrams, designs, and more.

As you explore some of the ideas in this guide, listen to your child. Allow them to drive the activities and take them wherever their interests lead. Passion for learning is perhaps the most important thing you can teach your child at this age.



Table of Contents

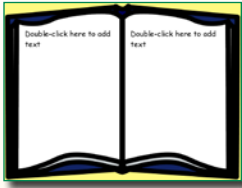
| | |
|---|-----------|
| Reading and Writing | 3 |
| Reading | 3 |
| Speaking, Listening, and Viewing | 5 |
| Grammar and Usage of the English Language | 5 |
| Literature..... | 6 |
| | |
| Mathematics | 7 |
| Algebra | 7 |
| Geometry | 7 |
| Measurement | 7 |
| Data Analysis and Probability | 7 |
| | |
| Science | 8 |
| Inquiry Skills | 8 |
| Physical Science | 8 |
| Life Science | 8 |
| Earth and Space Science | 9 |
| Science and Technology..... | 9 |
| Science in Personal and Social Perspectives | 9 |
| History of Science | 9 |
| | |
| Social Studies | 10 |
| Citizenship..... | 10 |
| Culture..... | 10 |
| Time, Continuity, and Change | 10 |
| Space and Place..... | 10 |
| Individual Development and Identity | 11 |
| Production, Distribution, and Consumption | 11 |
| Power, Authority, and Governance | 11 |
| Science, Technology, and Society | 12 |
| Global Connections | 12 |

Reading and Writing

Reading

Students are expected to read various forms of text.

Reading Journal



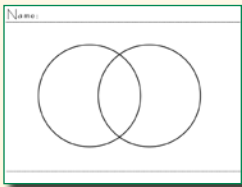
Have your child keep a reading journal to record summaries and their opinions about the books they have read. Use the Book template in Pixie to have your child type text summarizing the book on the left hand side and illustrate their favorite scene from the book on the right. Have them continue the journal to log all of the books they read.

Tap the Projects button > tap Templates tab > open Booklet activity

Reading

Students describe what they have read and how it relates to real-life experiences.

Compare and Contrast




Have your child use the Venn Diagram graphic organizer to show how a story relates to their personal experiences. This will help your child identify the similarities and differences between a character's actions and their own personal experiences.

Tap the Projects button > tap Templates tab > open Graphic Organizers folder > open Venn Diagram - 2 activity

Reading

Students read and understand informational material and share it with others.

Instructions



Having your child restate or summarize information they have read reinforces that information. After reading something with directions, such as putting together a toy or a recipe, have your child use Pixie to simplify the instructions with illustrations to give to a younger child.

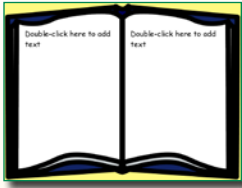
Tap the Projects button > tap Templates tab > open Storyboard

Reading and Writing (continued)

Reading

Students read a range of texts fluently.

Fluency Log



Reading confidently and with appropriate expression is an important skill for everyone. To help your child build their confidence, have them use Pixie to illustrate a familiar story and record themselves reading a passage for each page. Start from a blank page or use the Book activity.

Tap the Projects button > tap Templates tab > open Booklet activity

Reading

Students create an informative report for a specific audience.

Mystery




As your child's writing improves it is important for them to start to include appropriate facts and details. Have your child imagine how a detective would solve a mystery. Work with your child to have them concentrate on clues that would support the solution. They can use Pixie to create their report and use original illustrations to support their findings.

Tap the Record a Sound button at the bottom of the Options panel

Reading

Students create an imaginative story.

Once Upon A Time...



Have your child create a short feature film featuring an extinct animal species as the main character. Your child can use the Storyboard template as a way to organize their scenes. Then they can use Pixie to illustrate and narrate each scene and export a video you can share with friends.

Tap the Projects button > tap Templates tab > open Storyboard

Reading a Reading and Writing (continued)

Speaking, Listening, and Viewing

Students use speaking and listening to express what they know with others.

Instructions



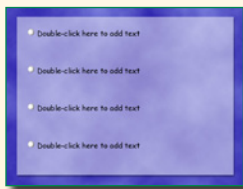
How many times have you given your child a task or chore to do and it not be done the way you expected. Give your child directions or instructions on how to complete a household task. Have your child create a poster in Pixie they can use to help remember the directions.

Tap the Rotate page button on the Options panel to change the orientation for a poster.

Speaking, Listening, and Viewing

Students deliver an informative presentation to a designated audience.

Training Presentation



New things turn up in your house all the time, such as a new pet or inflatable pool in the backyard. Have your child create a presentation to help teach the family about the new responsibilities that come with something new in your house.

Tap the Projects button > tap Templates tab > open the Research folder > choose a template

Grammar and Usage of the English Language

Students use different language for different audiences and contexts.

Thank You Letter



Discuss with your child the importance of showing gratitude. Encourage your child to use Pixie to create a thank-you letter for a gift they have received. Be sure to have them proofread the letter for grammar, spelling, and punctuation errors. Your child can use Pixie to add original illustrations to their letter and even record their voice and send it electronically.

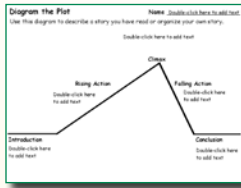
Tap the Projects button > tap Templates tab > open Parent Guide folder > open 5th Grade folder > open Friendly Letter activity

Reading and Writing (continued)

Literature

Students respond to various forms of literature.

Movie Time



After reading a book that has been turned into a movie, watch the movie with your child and discuss how it compared to the book. Have your child use Pixie to diagram the plots of the book and the movie. They have them use Pixie to create their own comic book interpretation of the story.


Tap the Projects button > tap Templates tab > open Parent Guide folder > open 5th Grade folder > open Diagram the Plot activity

Mathematics

Algebra

Students use and apply skills of algebra to solve everyday problems.

Milk Man




Work with your child to decide how much milk your family drinks in a week. Have them count the number of glasses of milk each person in the family drinks per day and per week. Use a grid in Pixie to document their findings and then decide how many gallons of milk are needed during the next trip to the store.

Tap the Projects button > tap Templates tab > open Parent Guide folder > open 5th Grade folder > open Grid - Small activity

Geometry

Students use geometry in making plans for everyday life.

Garden



With all the talk lately about buying local, work with your child to create a plan for planting a garden. Work together to measure length, area, perimeter of the space you have available for the garden. Use Pixie to draw a plan for the garden and indicate the location of the plants you will grow. Turn on the rulers in Pixie to help lay out the garden.

Tap the Pixie button and choose Show Rulers

Measurement

Students use appropriate units of measurement.

Room Design




Have your child think of ways they could rearrange their room. Before moving the furniture, have your child draw a map of the room in Pixie and place the furniture on the map in the new positions. Use a scale of 1 inch = 1 foot. Your child can use the grid template or use the ruler from the View menu to place guide lines on their page.

Tap the Projects button > tap Templates tab > open Parent Guide folder > open 5th Grade folder > open Grid - Small activity

Data Analysis and Probability

Students analyze data to make decisions.

Vacation



Discuss with the family where you should take your next family vacation and how long you should travel. Once you chose the location, have your child help you plan the trip by deciding the amount of time to spend at different places during the trip. Use Pixie to create pages for each day of the trip, illustrating what your family will do that day.

Science

Inquiry Skills

Students will conduct investigations and make simple predictions using inquiry skills.

Experiment



Discuss with your child “How does a car’s shape affect its speed?”. Use Pixie to illustrate the parts of a car and how their design might impact the speed of the car.

Tap the Projects button > tap Templates tab > open Parent Guide folder> open 5th Grade folder > open Investigation activity

Physical Science

Students compare properties and their changes, as well as understand how energy is transferred.

Campfire



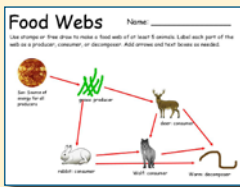
Heat is one way to change the state of matter. Conduct an experiment with your child on using heat, such as roasting a marshmallow or heating sugar, and observe the change that happens. Have your child use Pixie to illustrate the findings of your experiment.

Tap the Projects button > tap Templates tab > open Parent Guide folder> open 5th Grade folder > open Lab Report activity

Life Science

Students learn about the relationships and functions in living systems.

Food Web



The food web is made up of producers, consumers, and decomposers. Producers are organisms that can use the sun to produce food; consumers are organisms that obtain energy by eating other organisms; and decomposers are organisms that feed on the waste of living organisms and on the dead. Have your child use Pixie to illustrate a food web, identifying the relationships between producers, consumers, and decomposers.

Science (continued)

Earth and Space Science

Students explore the changes in Earth's land and sky.

Force of Nature



Take a drive with your child and visit places in your area that have been shaped by nature, such as sand dunes (wind), mountains/volcanoes, or river beds. Help your child identify the forces and processes that change the places that you see. Use a digital camera, or the camera on your phone, to take pictures and create a slideshow in Pixie to talk with your child about the places and forces you have seen.

Science and Technology

Students explore the pros and cons of technology in their environment.

Future



Discuss with your child how jobs may have been lost due to the use of e-mail, the Internet, applications, or other technological advances. Help your child choose a new form of technology and compare the intended benefits of this device with the unintended consequences of it in regards to jobs. Have them use Pixie to create a chart of the pros and cons of this device.

Tap the **Projects** button > tap **Templates** tab > open **Graphic Organizers** folder > open **Pros and Cons** activity

Science in Personal and Social Perspectives

Students will practice safety in science activities.

Safety



Discuss with your child the safety measures they need to take when using any electrical tool or appliance at home. Have your child create a safety poster outlining the important details of these measures. Print and post the poster for the benefit of the entire family.

History of Science

Students will explore the history of science.

Scientist



Look for an opportunity to talk with your child about the person who invented something. Maybe your child has commented on how they like their iPod or enjoy riding their bicycle. Help your child research the inventor and use Pixie to create a trading card in honor of this individual.


Tap the **Projects** button > tap **Templates** tab > open **Trading Card** activity

Social Studies

Citizenship

Students study important United States documents and what it means to be a good citizen.

Rights and Responsibilities



Discuss with your child the rights and responsibilities of each family member. As your child lists their rights, show them copies of United States documents such as the Constitution that describe these rights for all citizens. Use Pixie to create a document with original illustrations and text to list each family member.

Culture

Students identify the commonalities and differences among cultures.

Diversity



Talk to your child about the different cultures of people in your community. Visit sites and places that are significant to this part of your community. Have your child create a Pixie page representing each culture that they brainstorm. Create a video of all of the pages celebrating the diversity in your community.

Time, Continuity, and Change

Students study historical information to explore the development of the United States.

Agriculture



When making dinner, discuss with your child where the different ingredients come from. Talk about the technology involved in getting these items to you. How was this different 100 years ago? For example, what would the meal be like if the food could not get to you before it spoiled? Use Pixie to illustrate ingredients and the technologies that are required to get them to your table.

Space and Place

Students study space and place in relation to geography.

Where I Live



While you are running errands with your child, discuss the geography of your area and how it impacts where people live, what businesses are in different areas and how people are distributed. Are people spread out across a plain full of family farms, does your city end abruptly because a mountain rises behind it? Use Pixie to illustrate a map of your community showing important geographic features and where people live and work.

Social Studies (continued)

Individual Development and Identity

Students study individual development and identity in relation to ethnicity and cultural influences.

Family Scrapbook



Share your family history with your child and work with them to create a family tree documenting the history of your family. They can then add multiple pages filled with maps to show where your family originated, photographs of your family, and additional information important to your family history.

Tap the Projects button > tap Templates tab > open Parent Guide folder > open 5th Grade folder > open Family Tree

Production, Distribution, and Consumption

Students study the effects of new inventions and how they have change our lives.

Inventions



Share with your child the inventions you have seen during your lifetime, such as the cellular phone, Internet, kitchen appliances, and how each changed the life of your family and community. Have your child choose an invention that interests them and create a Pixie project that illustrates how their life would be different without that invention.

Power, Authority, and Governance

Students study the roles of the various branches of the American government.

Government



Discuss with your child the three main branches of our government system. When you are out in your community with your child, look for places where laws are posted; for example a sign in your park that says no skateboarding or no alcohol. Talk to your child about who makes these laws (legislative branch), who enforces these laws (executive branch), and who would you go to if you thought a law infringed on your rights (judicial branch). Have your child use Pixie to create a diagram that shows this local issue in relationship to the three branches of our national government.

Social Studies (continued)

Science, Technology, and Society

Students study the relationships of technology and society by examining the influence it has on society and the economy.

Privacy



Share with your child some problems that arise when scientific advancements and social standards come into conflict. Discuss how the evolution of online social networking has shaped the way we communicate today, as well as how personal information becomes public. Have your child use Pixie to create a poster about online safety and how one can prevent their personal privacy from being violated.

Global Connections

Students study the influence of global connections and interactions in the United States.

Global Connectivity



Ask your child to identify where something comes from. For example, have them look at the side of a new box of LEGOS® to see all the different countries involved in producing their new toy. Have your child list ways that people from these countries interact to produce the product in question. Have your child use Pixie to illustrate the connections between the people in different countries and how they work together to produce the products we use.